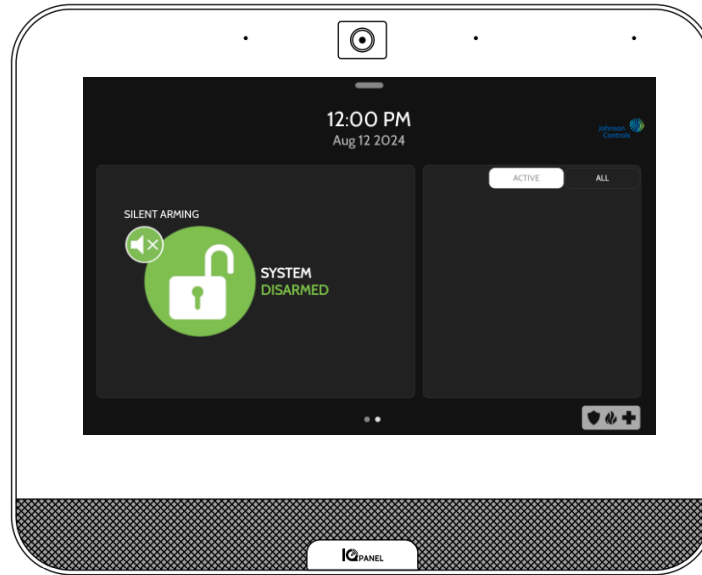




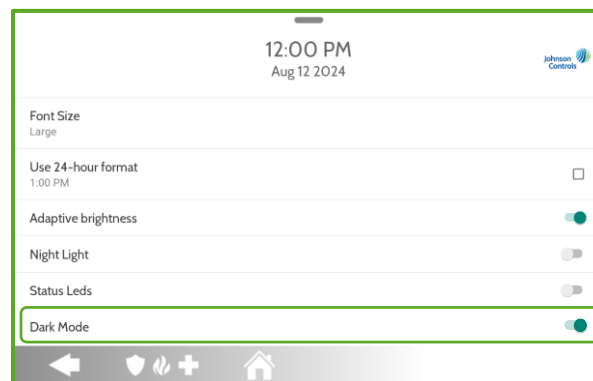
Dark Mode

IQ Panel 4 v4.5.0 and higher



The IQ Panel 4 offers Dark Mode in the 4.5.0 and higher panels. For some applications it may fit the ambience of the room nicely, or perhaps it is a customer preference. Whatever the reason is, it's pretty cool looking.

To enable Dark Mode activate the slide bar under: Settings > Display > Dark Mode



- **Tech Tip:** When programming the panel via the panel's display, turn off Dark Mode.

Some of the images within programming do not show up properly in the programming fields when the panel is in Dark Mode, although the option is still available to be selected, it may not be as obvious.

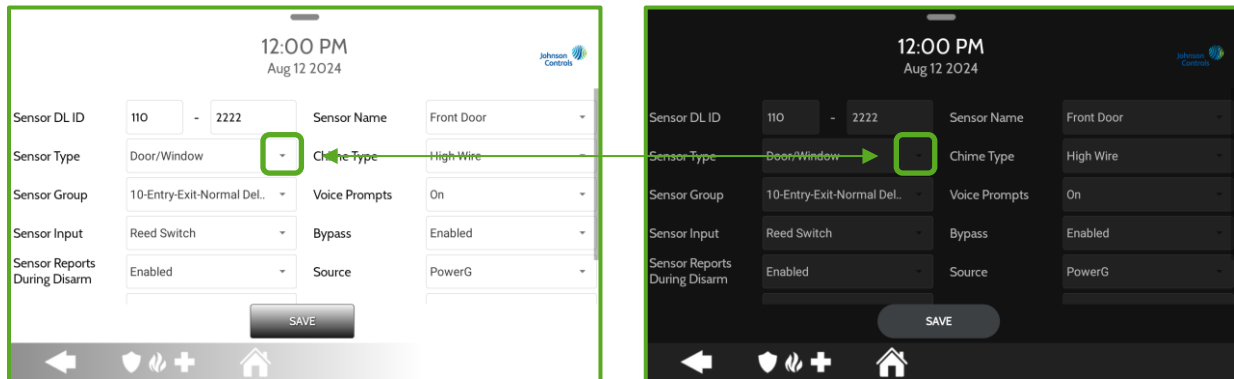
Dark Mode

For example:

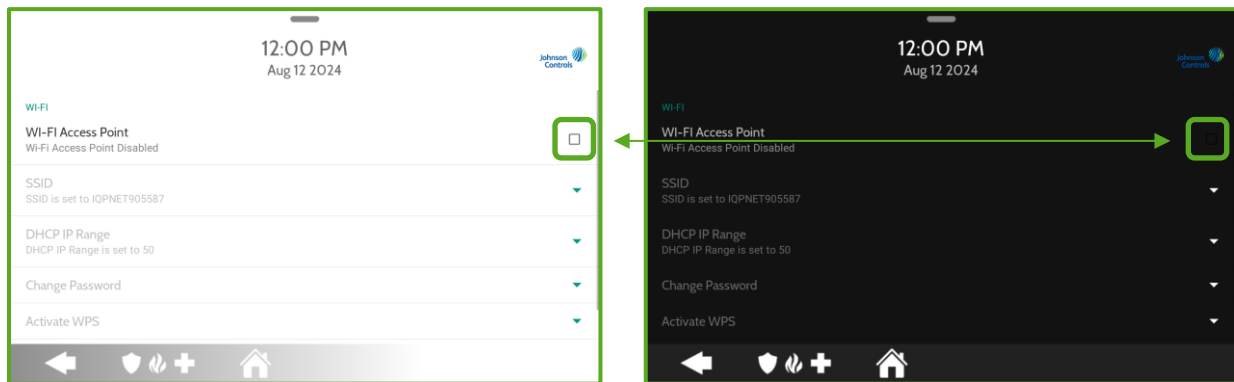
Settings > Advanced Settings > Installation > Devices > Security Sensors > Auto Learn Sensor

~ OR ~

Add Sensor / Edit Sensor / Delete/Swap Sensor areas of programming



Settings > Advanced Settings > Installation > Devices > Wi-Fi Devices > Access Point Settings



Settings > Advanced Settings > Installation > System Logs

