

## Milesight 24-Port (SFP) PoE Switch



400W

MS-S0224-GL/MS-S0424-GF

DATASHEET

### KEY FEATURES

- ▶ **Ports** (Provide up to 24\*10/100Mbps PoE ports, 2\*1000Mbps uplink ports and 2\*SFP uplink ports.)
- ▶ **PoE Protocol** (IEEE 802.3af and IEEE 802.3at Power over Ethernet (PoE) compliant.)
- ▶ **Total PoE Power** (Power budget of 400W and 30W for all PoE ports and single port respectively.)
- ▶ **Self-adaption Port** (RJ45 port supports 10/100Mbps Auto MDI/MDIX.)
- ▶ **Wide Application** (Available for wireless AP and network cameras through CAT 5 cable.)
- ▶ **Extend Mode** (Extend PoE up to 250m on one single cable.)
- ▶ **SFP Uplink Port** (Provide more than enough bandwidth and stability for ultra high speed data transferring.)
- ▶ **Surge Protection** (Protect the device from lightning surges and other electrical hazards.)
- ▶ **Easy to Use** (Easily understandable working status, simple and convenient functions with no configuration.)

### Versatile Ports

Featuring up to 24\*10/100Mbps PoE ports which support IEEE 802.3 af/at protocol, 2\*Gigabit uplink ports and 2\*SFP uplink ports, the Milesight PoE Switch provides maximum power budget of 400W and 30W for all PoE ports and every single PoE port respectively, allowing users to have several different camera variations configured.



### SFP Uplink Port

With SFP module slot available, the SFP uplink port is ideal for connecting the switch to the network's backbone, providing more than enough bandwidth and stability for ultra high speed data transferring.

### Surge Protection

4KV surge protection keeps PoE Switches from lightning strikes and other electrical surges, offering reliable performance even in some harsh environments.



### Easy to Use

With exquisite structure, the PoE Switch is a truly user-friendly device owns strong functionality. The plug and play with no configuration and the indicator lights will have no doubt to bring great ease of use.

# Milesight 24-Port (SFP) PoE Switch

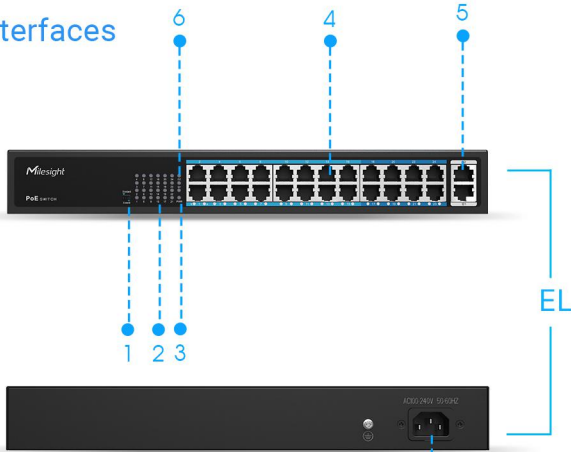


Model	MS-S0224-GL	MS-S0424-GF
Ports	24X10/100Mbps PoE ports (RJ45) + 2X1000Mbps uplink ports	24X10/100Mbps PoE ports (RJ45) + 2X1000Mbps uplink ports + 2X1000Mbps SFP ports
Standard	IEEE802.3 10Base-T IEEE802.3i 10Base-T IEEE802.3u 100Base-TX IEEE802.3ab 1000Base-T IEEE802.3x	IEEE802.3 10Base-T IEEE802.3i 10Base-T IEEE802.3u 100Base-TX IEEE802.3ab 1000Base-T IEEE802.3z 1000Base-T IEEE802.3x
Switching Capacity	14.8Gbps (non-blocking)	
Packet Forwarding Rate @64byte	6.55Mpps	
Packet Forwarding Cache	4M	
MAC	16K	
Power Supply	Built-in switching power supply AC 100~240V, 50-60Hz, 5A	
PoE Standard	IEEE802.3af/at	
Max. PoE Power	Max. capacity: 400W Max. capacity for single port: 30W	
Functional Switch	<p><b>Standard Mode:</b> Port 1~24: 10/100Mbps auto-sensing @100 meters &amp; Port 25~26: 1000Mbps @100 meters</p> <p><b>Extend Mode:</b> Port 1~16: 10/100Mbps auto-sensing @100 meters &amp; Port 17~24: 10Mbps @250 meters &amp; Port 25~26: 1000Mbps @100 meters</p> <p><b>Note:</b> When the switch status changes, PoE switch must be restarted for the switch function to take effect.</p>	Port 1~24: 10/100Mbps auto-sensing @100 meters & Port 25~26: 1000Mbps @100 meters & Port 27~28: 1000Mbps
Indicator	Power Indicator: PWR (green) Network Indicator: Link (yellow) PoE Working Indicator: PoE (green) Functional Switch Indicator: EXTEND (green)	Power Indicator: PWR (green) Network Indicator: Link (yellow) PoE Working Indicator: PoE (green)
Cooling Fan	1	
Operating Temperature	-20°C~55°C	
Storage Temperature	-40°C~75°C	
Operating/Storage Humidity	10%~ 90%RH (non-condensing)	5%~ 90%RH (non-condensing)
Lightning Protection/Protection Level	Port lightning protection: 4KV 8/20us Protection level: IP30	
Dimensions	329.8mm(W)X204mm(D)X44mm(H)	440mm(W)X225mm(D)X44mm(H)
Weight	2.2kg	4.5kg
Installation Method	Desktop Mounted Type/Wall Mounted Type	
Warranty	2 Years	

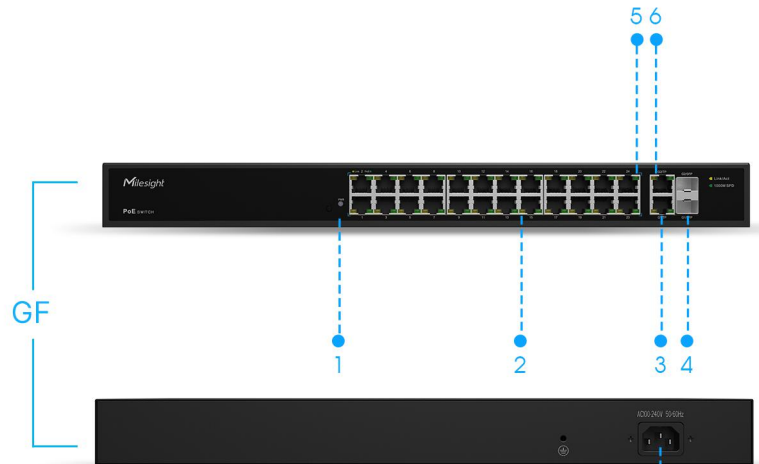
# Milesight 24-Port (SFP) PoE Switch



## Interfaces

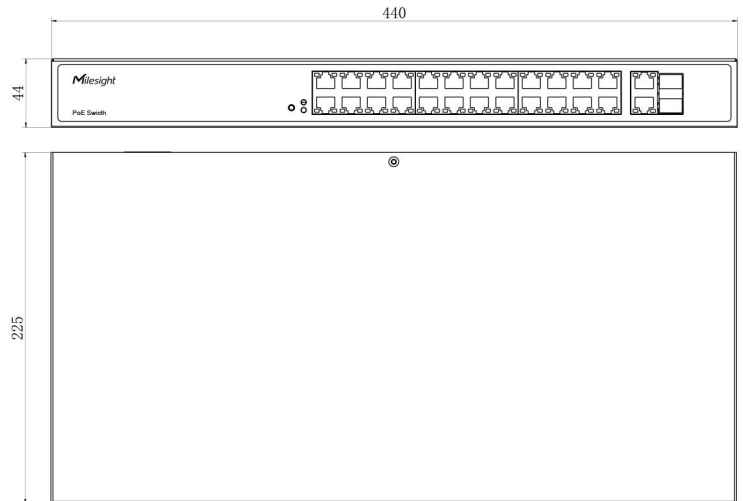
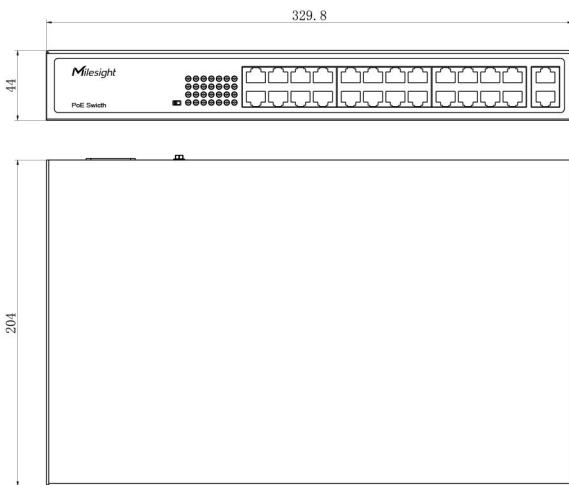


1. Standard Mode/Extend Mode
2. PoE Working Indicator
3. Power Indicator
4. PoE Ports
5. Gigabit Uplink Ports
6. Network Indicator
7. Power Port



1. Power Indicator
2. PoE Ports
3. Gigabit Uplink Ports
4. SFP Uplink Ports
5. PoE Working Indicator
6. Network Indicator
7. Power Port

## Structure Diagrams



Units: mm

## Naming Convention



**Milesight Technology** | [www.milesight.com](http://www.milesight.com)  
 Contact Us: [sales@milesight.com](mailto:sales@milesight.com) [support@milesight.com](mailto:support@milesight.com)

Add: 220 NE 51st Street, Oakland Park, Florida 33334, USA  
 Tel: +1-800-561-0485

Add: 925, Anyang SK V1 Center, LS-ro 116beon-gil, Dongan-gu, Anvng-si, Korea  
 Tel: +82-31-990-7732

Add: Building C09, Software Park Phase III, Xiamen 361024, Fujian, China  
 Tel: +86-592-5922772

