

# ADU-B8720.9.0.240514

## Release Notes

Zhejiang Uniview Technologies Co., Ltd.

# ADU-B8720.9.0.240514 Release Notes

**Keywords:** Version information, software features, feature changes, usage notes, precautions, existing problems and preventives.

**Abstract:** This document provides information about the **ADU-B8720.9.0.240514** software, including version information, software features, feature changes, usage notes, precautions, existing problems, preventives, solved issues and version upgrade guidance.

## Acronym

Acronym	Full Name

# Contents

- 1 Version Information** ..... 4
  - 1.1 Version Number ..... 4
  - 1.2 Applied Product Models ..... 4
- 2 Usage Notes** ..... 4
  - 2.1 Management Software ..... 4
  - 2.2 Other Notes ..... 4
- 3 Software Features** ..... 4
  - 3.1 ADU-B8720.9.0 ..... 4
  - 3.2 Historical Features ..... 4
- 4 Related Documents and Delivery Method** ..... 5
- 5 Version Upgrade Guidance** ..... 5
  - 5.1 Precautions ..... 5
  - 5.2 Upgrade through the Web Interface ..... 5
- 6 Version Upgrade Disclaimer** ..... 6

# 1 Version Information

## 1.1 Version Number

Table 1 Version Number

Interior Version No.	Exterior Version No.	Basic Version No.	Released on
MPP V800R007B20D009	ADU-B8720.9.0	ADU-B8720.8.0	2024-6-14

## 1.2 Applied Product Models

Table 2 Applied Product Models

Product Models	Description
ADU8712-E-V3	12 video outputs, 4video inputs
ADU8709-E-V3	9 video outputs, 4video inputs
ADU8706-E-V3	6 video outputs, 4video inputs

# 2 Usage Notes

## 2.1 Management Software

Management Software	Exterior Version No.	Note
EZVMS	VMS-B1101.21.33.L06 or later	
EZStation	EZStation_Win64-B1130.3.11.0 or later	
VM	VMPS3.5-B3339.139.3.H76 or later	
EZWall	EZWall_Win32-R1121.1.5.0.0 or later	

## 2.2 Other Notes

None.

# 3 Software Features

## 3.1 ADU-B8720.9.0

None

## 3.2 Historical Features

ADU-B8720.5.28

Service	Description
Device management	Adds the RTSP protocols including TP-LINK, Topsee, Jovision, Xiongmai, Tiandy and TVT, and user can add cameras of these manufacturers via RTSP.

Device management	Supports obtaining all channel names of Hikvision or Dahua NVRs added via RTSP, and then users do not need to modify the channel name individually.
Device management	Hikvision or Dahua NVRs added via RTSP support PTZ control.
System maintenance	Supports setting the validity period of usage for the device. If the device is not unlocked after the time expires, the decoder will not output the video so as to help contractors to obtain the final payment.

### ADU-B8720.3.7

Service	Description
Virtual LED	Supports displaying time information in text format.
Retrieve password	Allows user to reset device password using the security code sent to his/her previously submitted email address after scanning the QR code on the Forgot Password page using EZView.
Protocol connection	Supports connecting third-party platforms via ONVIF to realize playback on video wall.
Video wall	When creating a video wall, user can enable output locating to view the device IP and channel number on the screen for easier configuration.
Statement	Added GDPR Privacy Policy and Open Source Software Licenses.

## 4 Related Documents and Delivery Method

Table 3 Related Document List

Manual Name	Manual Version	Delivery
3101COXW-UNV-ADU87XX-E Series-High Definition Video Decoder Quick Guide-V1.06-EN	V1.06	Deliver with product
Video Decoder User Manual-V1.03	V1.03	Customer Service

## 5 Version Upgrade Guidance

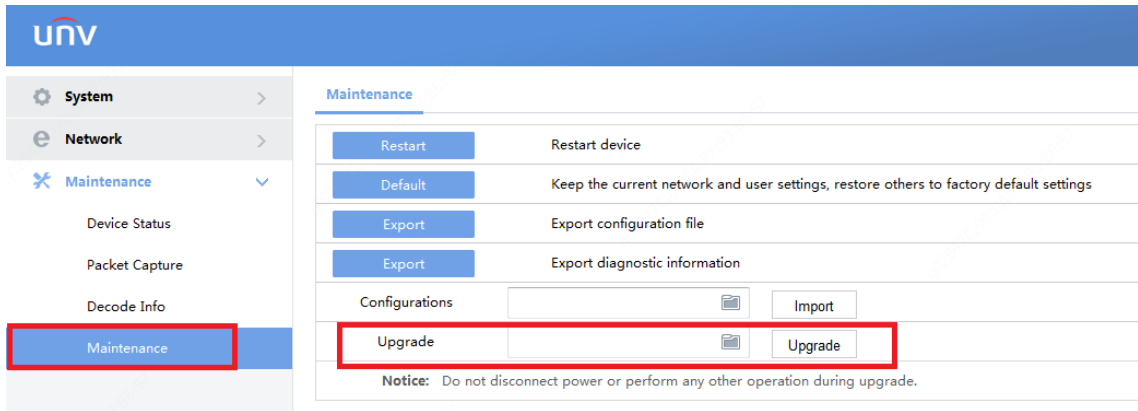
### 5.1 Precautions


None .

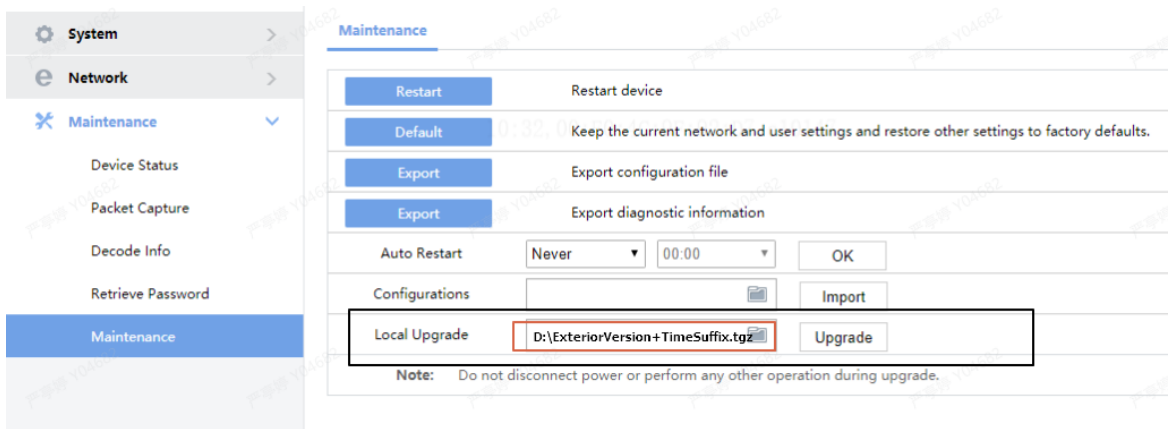
### 5.2 Upgrade through the Web Interface

Access the device's Web interface and import Package (ExteriorVersion+TimeSuffix) to upgrade.

- (1) Open IE, enter the device's IP address in the address bar to open the login page.
- (2) Log in with username/password (admin/123456).
- (3) Click **Maintenance>Maintenance**.
- (4) Click the **Browse** button, select Package of the new version, and then click **Upgrade** to start upgrade.



 ExteriorVersion+TimeSuffix.tgz



 Caution

- Do NOT disconnect power or perform any other operation during upgrade.
- No success message will be displayed when upgrade is finished, but the device will restart automatically.
- **Configurations and logs are saved automatically when you upgrade in this way.**

## 6 Version Upgrade Disclaimer

1. By setting or installing this program in any way you agree to all of the following terms and conditions. Your downloading or using the program means you acknowledge your full understanding and acceptance of the following terms and conditions. If you do not agree to any of the following terms, you shall not use the program and you must cease installing and delete the program immediately.
2. The upgrade program is only applicable to the intended regions and product models. Before upgrade or update, please read the release notes carefully to make sure the program is applicable to your region and product model. You will be fully liable and responsible for all the consequences

of device abnormality and related maintenance costs caused by your improper operations.

3. Uniview owns or is legally authorized to own all rights and IPRs (Intellectual Property Rights) of the program and the supplied release notes.
4. Software upgrades are for the optimization of product functions and do not mean there is defect.
5. You must strictly follow instructions in the release notes during the upgrade process, otherwise you are responsible for the possible consequences and related maintenance costs.
6. You shall not engage in any of the following activities, otherwise you would be liable for infringement and responsible for any adverse consequences arising therefrom.
  - 6.1 Copy the program (exclude the reasonable and necessary copies for internal backups);
  - 6.2 Exclude this statement when using the program or transfer the program to any third party;
  - 6.3 Modify the program or its derivatives;
  - 6.4 Reverse engineer, decompile or disassemble this program.
7. The program is only intended for authorized users. Its architecture, organization and source code are valuable trade secrets and confidential information owned by Uniview and its authorized parties. You agree not to provide or disclose any confidential information contained in or derived from the software to any third party. No part of this document may be excerpted, reproduced, or distributed in any form by any entity or individual without written consent from our company.