

# NVR-B3612.1.21.220408 Release Notes

Zhejiang Uniview Technologies Co., Ltd.

# NVR-B3612.1.21.220408 Release Notes

Keywords: Version information, usage notes, precautions.

**Abstract:** This document provides information about the **NVR-B3612.1.21.220408** board software, including version information, usage notes, precautions, and features.

## Acronym

Acronym	Full Name
NVR	Network Video Recorder

# Contents

- 1 Version Information..... 3**
  - 1.1 Version Number .....3
  - 1.2 Applied Product Models .....3
  - 1.3 Release History .....3
- 2 Usage Notes ..... 3**
- 3 Software Features ..... 3**
- 4 Version Change Description ..... 3**
  - 4.1 Feature Change Description .....3
  - 4.2 Operation Change Description .....3
  - 4.3 Solved Issues .....4
- 5 Related Documents and Delivery Method..... 4**
- 6 Version Upgrade Guidance ..... 4**
  - 6.1 Precautions .....4
  - 6.2 Upgrade Procedure .....4
  - 6.3 Upgrade Through the System Interface .....4
  - 6.4 Upgrade Through the Web Interface .....5

# 1 Version Information

## 1.1 Version Number

NVR-B3612.1.21.220408

## 1.2 Applied Product Models

Table 1 Applied Product Models

Product Models	Description
NVR301-04LS3-W	1 slot, 4-ch, H.264/H.265

## 1.3 Release History

Table 2 Released Versions

Version No.	Basic Version No.	Released On
NVR-B3612.1.21.220408	Initial release	2022-04-08

# 2 Usage Notes

None.

# 3 Software Features

Table 3 Software Features

Service	Feature
Audio and video decoding	H.264 and H.265, 1080P resolution display, up to 16Mbps bit rate.
Data storage	Local storage of recordings in hard disk(s).
Web-based management	Web-based user interface for device configuration and management.

# 4 Version Change Description

## 4.1 Feature Change Description

None

## 4.2 Operation Change Description

None

## 4.3 Solved Issues

None

## 5 Related Documents and Delivery Method

Table 4 Related Document List

Manual Name	Manual Version	Delivery
Network Video Recorders Quick Guide	V1.00	Deliver with device.

## 6 Version Upgrade Guidance

### 6.1 Precautions

- This software system includes a software program mirror (Program.bin). Before you start upgrade, please back up configuration data through the system or Web interface in case the upgrade fails.
- Maintain proper network connection and power supply during the upgrade.

### 6.2 Upgrade Procedure

The version can be upgraded through the system interface and the Web interface, both support cloud upgrade.

### 6.3 Upgrade Through the System Interface

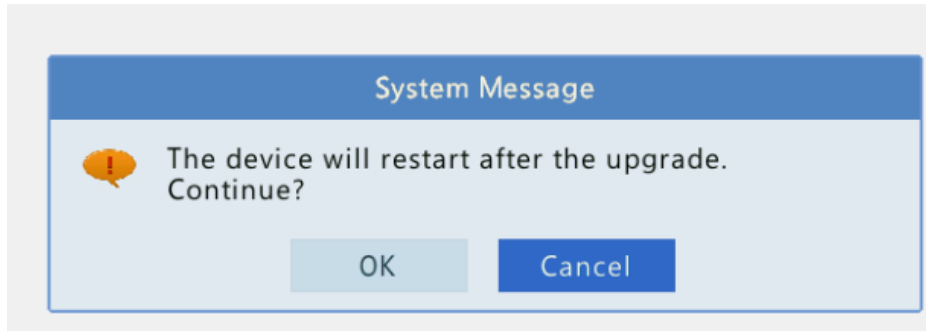
The system interface provides two options for upgrading the system software: local upgrade using a USB drive and cloud upgrade.

#### 1. Local upgrade

Before you start, copy the correct upgrade file to the root directory of the USB drive.

- (1) Plug the USB drive into the USB interface on the NVR.
- (2) Log in to the system interface as "admin".
- (3) Click **Maintain > Upgrade**.
- (4) Click **Upgrade**, select the upgrade file from the drop-down list, and then click **Upgrade**. A prompt message appears.
- (5) Click **OK**.

Figure 1 Prompt Message



(6) The NVR will restart automatically when the upgrade is completed.

## 2. Cloud upgrade

Before you start, check that the NVR is correctly connected to the public network.

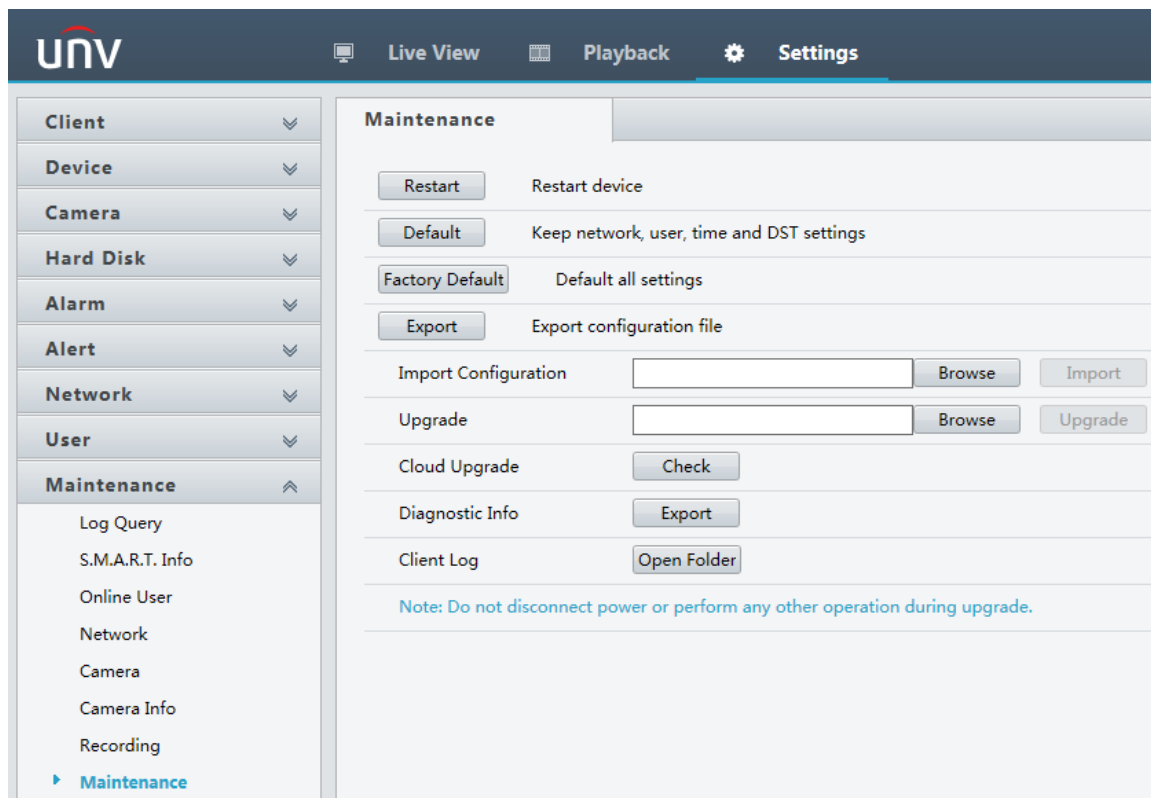
- (1) Click **Maintain > Upgrade**, and then click **Check** to check for the latest version.
- (2) Click **Upgrade** after a newer version is detected.

## 6.4 Upgrade Through the Web Interface

Perform the following steps to upgrade through the Web interface:

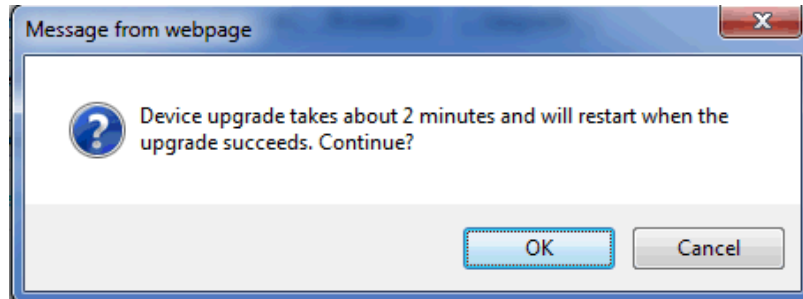
- (1) Log in to the Web interface as "admin".
- (2) Click **Settings > Maintenance > Maintenance**.

Figure 1 System Maintenance



- (3) Click **Browse** right to the **Upgrade** field, select the **Program.bin** file to upgrade, and then click **Upgrade**.
- (4) If the NVR is connected to the public network, you may also click **Check** to perform a cloud upgrade. If a newer version is detected, a prompt message will appear. Click **OK** to start upgrade.

Figure 2 Prompt Message



- (5) The NVR will restart automatically when the upgrade is completed.

### Version Upgrade Disclaimer

1. By setting or installing this program in any way you agree to all of the following terms and conditions. Your downloading or using the program means you acknowledge your full understanding and acceptance of the following terms and conditions. If you do not agree to any of the following terms, you shall not use the program and you must cease installing and delete the program immediately.
2. The upgrade program is only applicable to the intended regions and product models. Before upgrade or update, please read the release notes carefully to make sure the program is applicable to your region and product model. You will be fully liable and responsible for all the consequences of device abnormality and related maintenance costs caused by your improper operations.
3. Uniview owns or is legally authorized to own all rights and IPRs (Intellectual Property Rights) of the program and the supplied release notes.
4. Software upgrades are for the optimization of product functions and do not mean there is defect.
5. You must strictly follow instructions in the release notes during the upgrade process, otherwise you are responsible for the possible consequences and related maintenance costs.
6. You shall not engage in any of the following activities, otherwise you would be liable for infringement and responsible for any adverse consequences arising therefrom.
  - 6.1 Copy the program (exclude the reasonable and necessary copies for internal backups);
  - 6.2 Exclude this statement when using the program or transfer the program to any third party;
  - 6.3 Modify the program or its derivatives;
  - 6.4 Reverse engineer, decompile or disassemble this program.
7. The program is only intended for authorized users. Its architecture, organization and source code are valuable trade secrets and confidential information owned by Uniview and its authorized parties. You agree not to provide or disclose any confidential information contained in or derived from the software to any third party. No part of this document may be excerpted, reproduced, or distributed in any form by any entity or individual without written consent from our company.