

NVR-B3303.31.61.220805 Release Notes

Zhejiang Uniview Technologies Co., Ltd.

NVR-B3303.31.61.220805 Release Notes

Keywords: Version information, usage notes, precautions.

Abstract: This document provides information about the **NVR-B3303.31.61.220805** board software, including version information, usage notes, precautions, and features.

Acronym

Acronym	Full Name
NVR	Network Video Recorder

Contents

- 1 Version Information..... 3**
 - 1.1 Version Number3
 - 1.2 Applied Product Models3
 - 1.3 Release History3
- 2 Usage Notes 5**
- 3 Software Features 5**
- 4 Version Change Description 5**
 - 4.1 Feature Change Description5
 - 4.2 Operation Change Description 11
- 5 Related Documents and Delivery Method..... 11**
- 6 Version Upgrade Guidance 12**
 - 6.1 Precautions..... 12
 - 6.2 Upgrade Procedure 12
 - 6.3 Upgrade Through the System Interface..... 12
 - 6.4 Upgrade Through the Web Interface..... 13

1 Version Information

1.1 Version Number

NVR-B3303.31.61.220805

1.2 Applied Product Models

Table 1 Applied Product Models

Product Models	Description
NVR302-09E-B	2 slots, 9-ch, H.264 and H.265, 4K ultra HD
NVR302-16E-B	2 slots, 16-ch, H.264 and H.265, 4K ultra HD
NVR302-32E-B	2 slots, 32-ch, H.264 and H.265, 4K ultra HD
NVR302-08E-P8-B	2 slots, 8-ch, 8 PoE interfaces, H.264, H.265, 4K ultra HD.
NVR302-16E-P8-B	2 slots, 16-ch, 8 PoE interfaces, H.264, H.265, 4K ultra HD.
NVR302-16E-P16-B	2 slots, 16-ch, 16 PoE interfaces, H.264, H.265, 4K ultra HD.

1.3 Release History

Table 2 Released Versions

Version No.	Basic Version No.	Released On
NVR-B3303.31.61.220805	NVR-B3303.31.59.220620	2022-08-05
NVR-B3303.31.59.220620	NVR-B3303.31.58.220507	2022-06-20
NVR-B3303.31.58.220507	NVR-B3303.31.57.220424	2022-05-07
NVR-B3303.31.57.220424	NVR-B3303.31.55.220402	2022-04-24
NVR-B3303.31.55.220402	NVR-B3303.31.51.220121	2022-04-02
NVR-B3303.31.51.220121	NVR-B3303.31.46.211227	2022-01-27
NVR-B3303.31.46.211227	NVR-B3303.31.27.211105	2021-12-29
NVR-B3303.31.27.211105	NVR-B3303.30.6.210826	2021-11-09
NVR-B3303.30.6.210826	NVR-B3303.29.63.210628	2021-08-26
NVR-B3303.29.63.210628	NVR-B3303.29.56.210512	2021-06-28
NVR-B3303.29.56.210512	NVR-B3303.29.49.210319	2021-05-12
NVR-B3303.29.49.210319	NVR-B3303.29.44.210226	2021-03-19
NVR-B3303.29.44.210226	NVR-B3303.29.43.210205	2021-02-26
NVR-B3303.29.43.210205	NVR-B3303.29.31.201018	2021-02-05
NVR-B3303.29.31.201018	NVR-B3303.28.45.200813	2020-10-18
NVR-B3303.28.45.200813	NVR-B3303.28.41.200723	2020-08-13

NVR-B3303.28.41.200723	NVR-B3303.28.36.200513	2020-07-23
NVR-B3303.28.36.200513	NVR-B3303.28.26.200319	2020-05-13
NVR-B3303.28.26.200319	NVR-B3303.28.20.200113	2020-03-19
NVR-B3303.28.20.200113	NVR-B3303.28.15.191223	2020-01-13
NVR-B3303.28.15.191223	NVR-B3303.27.50.191108	2019-12-23
NVR-B3303.27.50.191108	NVR-B3303.27.45.191015	2019-11-08
NVR-B3303.27.45.191015	NVR-B3303.27.40.190905	2019-10-15
NVR-B3303.27.40.190905	NVR-B3303.27.35.190801	2019-09-05
NVR-B3303.27.35.190801	NVR-B3303.27.30.190712	2019-08-01
NVR-B3303.27.30.190712	NVR-B3303.27.25.190621	2019-07-12
NVR-B3303.27.25.190621	NVR-B3303.27.20.190523	2019-06-21
NVR-B3303.27.20.190523	B3326P35	2019-05-23
B3326P35	B3326P30	2019-04-29
B3326P30	B3326P25	2019-04-02
B3326P25	B3326P23	2019-02-25
B3326P23	B3326P11	2018-12-26
B3326P11	B3325P30	2018-10-22
B3325P30	B3325P27	2018-09-03
B3325P27	B3325P26	2018-07-26
B3325P26	B3325P22	2018-07-21
B3325P22	B3325P21	2018-07-26
B3325P21	B3325P10	2018-07-07
B3325P10	B3323P23	2018-05-21
B3323P30	B3323P23	2018-05-31
B3323P23	B3323P21	2018-04-21
B3323P21	B3323P20	2018-04-04
B3323P20	B3322P31	2018-03-14
B3322P31	B3322P25	2017-11-29
B3322P25	B3322P16	2017-10-24
B3322P16	B3321P21	2017-09-26
B3321P35	B3321P21	2017-10-25
B3321P21	B3321P20	2017-07-20
B3321P20	B3319P32	2017-06-14
B3319P32	B3319P30	2017-04-06
B3319P30	Initial release	2017-03-09

2 Usage Notes

None.

3 Software Features

Table 3 Software Features

Service	Feature
Audio and video decoding	H.264 and H.265, 4K resolution display, up to 16Mbps bit rate.
Data storage	Local storage of recordings in hard disk(s).
Web-based management	Web-based user interface for device configuration and management.

4 Version Change Description

4.1 Feature Change Description

Table 4 NVR-B3303.31.46.211227 Feature Changes

Item	Feature	Description
Newly added features	Persistent WebSocket connections with upper platform	NVR can initiate WebSocket connections over SSL/TLS with an upper platform (EZCloud or third-party platform) to achieve bi-directional signaling communication based on the WSS.
	WEB plugin 3.0	The new Web plugin supports a variety of new browser versions and provides better performance in supporting multi-channel and high-resolutions.
	Front-end people flow counting and crowd density monitoring	Supports the connection of IPCs capable of people flow counting and crowd density monitoring, supports the configuration of people flow counting and crowd density monitoring, the search and export of people flow counting statistics.
	Searching license plates on the web	The web interface now allows users to search plates by channel, time, plate color, vehicle color, and plate number.
	Exporting plate search results on the web	The web interface allows user to export plate search results to a CSV file.
Improved features	NVR perimeter protection based on motor vehicles, non-motor vehicles, and pedestrians	NVR perimeter protection supports motor vehicles, non-motor vehicles, and pedestrians, and relevant configuration, smart preview and smart search.
	Dahua IPC activation	NVR can activate Dahua IPC automatically.
	Searching face library by image	The local interface allows users to search a face library using a face image.
	Searching face library by modeling status	Allows user to search a face library for face images that failed modeling.
	Added alarm input channel name	The alarm input page added the configuration of alarm input channel name.

	Uniform password mechanism on IPC and NVR	IPC and NVR have uniformed the password mechanism and extended password length to 32 bits.
Deleted features	None	None

Table 5 NVR-B3303.29.43.210205 Feature Changes

Item	Feature	Description
Newly added features	Supports front-end Smart Intrusion Prevention (SIP)	Supports connection of SIP-enabled IPC, supports configuration, smart preview and search.
	Arming scheduling for SIP and human body detection	Supports synchronizing arming schedules for smart intrusion prevention and human body detection to IPC.
	On-screen watermark descriptions	Added watermark descriptions on the screen.
Improved features	Improved VIID upstream performance	The speed of image uploading via VIID reaches 60 images per second.
	256 bytes for RTSP	Supports 256-byte RTSP URL.
Deleted features	None	None.

Table 6 NVR-B3303.29.31.201018 Feature Changes

Item	Feature	Description
Newly added features	Change IPC password	Support changing the password of IPC in batches. Support changing the password of IPC when changing the password of NVR.
	USB wireless network adapter	Support connecting USB wireless network adapter.
	POS	Support POS OSD in playback on the Web interface.
	One-click collect diagnosis info	Support exporting NVR diagnosis information, IPC diagnosis information and operation logs with one click.
	LPR alarm	Support pushing LPR alarms so that the alarms can be received on the app side.
	ISW Management	Support ISW Management.
	Perimeter protection camera	Supports connecting deep learning perimeter protection IPCs, which feature intrusion detection, cross line detection, enter area and leave area detection.
	Remote access of IPC	Support remote access to IPC over WAN on the NVR's Web interface.
Improved features	Playback thumbnail	Support displaying playback thumbnail when hovering the mouse cursor over the timeline for a certain time in playback page.
	Playback operation	Support quick skipping to the earliest recording in playback page.
	OSD	Add camera ID in live view page.
	FTP username	The length of FTP username changes from 15 characters to 64 characters.
	Ease of use of intelligent functions	Support saving preview mode after device is restarted.
	Backup file name	The file name of recording backup exported on the local interface are

Item	Feature	Description
		same with that on the Web interface.
	Multi-NVR networking	In a network environment with multiple NVRs, add the status of IPC being managed by other NVR.
Deleted features	LPR	Add license plate recognition display page.
	Face recognition	Support adding face snapshots to face library.
	LPR	Whitelist/blacklist vehicle plate recognition.
	GA/T1400	Upload face & plate snapshots to VMS.
	Video&Image (Phase 1) DB	Vehicle license plate recognition and search.
	Face recognition (phase I)	Used with USB intelligent analysis device to provide blacklist and whitelist functions. Only 4 Series –B model supports this function.

Table 7 NVR-B3303.28.26.200319 Feature Changes

Item	Feature	Description
Newly added features	Mask detection	Support alarm and configuration of mask detection cameras.
Improved features	None	None.
Deleted features	None	None.

Table 8 NVR-B3303.28.15.191223 Feature Changes

Item	Feature	Description
Newly added features	Stream scramble	1.Support decoding the scrambled streams of Uniview camera; 2. Support enabling/disabling Stream Scramble for cameras connected via Uniview private protocol.
	Separate camera name and it's OSD	Support syncing camera name (up to 40 characters) to its OSD name. The sync function is enabled by default.
	Improved error message in preview page	More detailed messages such as incorrect password and network error are displayed in preview page, so that user experience improved.
	Support disabling third stream audio	Support disabling third stream audio and copying audio settings to multiple channels.
	Connect video doorbell	Support video doorbell, which, when connected to the app via an NVR, doorbell calling alarm can be received both on the NVR and the app.
Improved features	Improved playback	Support setting skip interval for forwarding and rewinding playback.
	Improved storage settings	Support encoding settings of third stream, and more Storage Mode options, so that solve the problem that camera with no third stream cannot play back in SD mode.
	Save password	Support saving password.
Deleted features	None	None.

Table 9 NVR-B3303.27.20.190523 Feature Changes

Item	Feature	Description
Newly added features	H.265	Auto switch to H.265 when first connected is enabled by default.
	UNP client software upgrade	Upgrade UNP client software to SoftEther VPN.
	Live view without plug-in	Live view is available without plug-in on the Web interface.
	LPR	Add license plate recognition display page.
	New local interface	New local GUI; New interaction design in wizard, channel configuration, playback and VCA.
Improved features	Retrieve password	Retrieve password by email and mobile client.
	Preset patrol	Up to 32 presets are allowed for one preset patrol.
	Playback in main stream	Playback in standard definition automatically switches to main stream for a maximized window.
	Separate permissions	Separate channel live view and audio permissions.
	Alarm configuration	Add human body detection.
	Improve switching performance when maximizing/restoring window	For connected Topsee cameras, live video starts quickly when maximizing or restoring window.
Face recognition	Support adding face snapshots to face library.	
Deleted features	None	None.

Table 10 B3326P23 Feature Changes

Item	Feature	Description
Newly added features	None	None
Improved features	None	None
Deleted features	3G/4G	Support 3G/4G SIM card.

Table 11 B3326P11 Feature Changes

Item	Feature	Description
Newly added features	LPR	Whitelist/blacklist vehicle plate recognition.
	Heat map	Support heatmap statistics and export.
	GA/T1400	Upload face & plate snapshots to VMS.
	Add device without account	Scan to add NVR on app without cloud account.
	Onvif	Support Profile S.
	Pattern unlock	Support drawing pattern to unlock.
	Alarm push notification	Push alarm notification traversing NAT.

Item	Feature	Description
	Web maintenance	Add net detection & network flow.
	Auto add IPC	Automatic search and add IPC for 1-SATA NVR with zero configuration.
	GDPR	Add GDPR privacy statement.
Improved features	Improved PTZ presets	Configurable PTZ preset name.
	Improved live view startup speed	IPC live view starts up quickly.
Deleted features	None	None.

Table 12 B3325P10 Feature Changes

Item	Feature	Description
New features	Video&Image DB (Phase 1)	Vehicle license plate recognition and search.
	Alarm report	Alarm report in non-subscribe mode, with configuration added on local interface.
	Multicast	Add uplink RTSP multicast function
Improved features	POS	Supports AVE protocol. Changed the Start Before setting to 5sec on POS playback page and added a refresh button.
	U-Code	U-Code configuration for sub and third streams.
	VCA alarm	Added object left behind and removal alarms
	APP collaboration	Improves image display speed on APP.
	Playback	Supports 32x playback on VMS-B200
	CDN (RTMP)	Added channel-based CDN configuration
	Prompt to change password	Added a message prompting user to change temporary password
	Device connection	Supports adding channels in batch via RTSP
Deleted features	None	None

Table 13 B3323P20 Feature Changes

Item	Feature	Description
New features	Add IPC across Internet	Add IPCs to the NVR across the Internet.
	SNMP	System time obtainable.
	POS connection	Connect to POS and display POS OSD.
Improved features	Improved diagnostic info collection	Support the backup of IPC logs on NVR.
	Alert configuration	Added two alert types: array degrade and array damaged.
	Alarm window	Displays alarm status with two tabs and added multiple alarm types.
	Web recording download	Include recording start and end times in filenames for easier differentiation.

Item	Feature	Description
	Maintenance info collection	Added network bandwidth statistics on the Web.
Deleted features	None	None

Table 14 B3322P25 Feature Changes

Item	Feature	Description
New features	None	None
Improved features	None	None
Deleted features	Face recognition (phase I)	Used with USB intelligent analysis device to provide blacklist and whitelist functions. Only 4 Series –B model supports this function.

Table 15 B3322P16 Feature Changes

Item	Feature	Description
New features	Face recognition (phase I)	Used with USB intelligent analysis device to provide blacklist and whitelist functions. Only 4 Series –B model supports this function.
	USB connected burner	Connect to an external USB burner to burn recordings to a disc. Supported by some models only.
	Fisheye (phase III)	Add dewarping function for 5 Series and marking function for 3 Series.
	Connection to new 4K fisheye camera models	Connectable with certain new models of 4K fisheye cameras and supports back-end dewarping.
Improved features	TLS/SSL	Achieves complete SSL/TLS encryption.
	Maintenance info storage	Save space by saving maintenance logs to hard disks.
	IPC upgrade by cloud	Adds a Check button (to check for update) and displays latest version info.
	3G/4G	Adds custom mode for access points.
	Playback	Allows user to choose third stream for playback.
	Alarm triggered preview	Supports multi-window display for alarm-triggered preview.
	N+1 function	Supports IPC connected by RTSP.
	Parameter configuration	Increases image quality levels from 6 to 9.
Password policy	Added an enable/disable setting and changed some policy.	
Deleted features	None	None

Table 16 B3321P20 Feature Changes

Item	Feature	Description
New features	Intelligent Mark	Displays areas/lines drawn for face detection, intrusion detection, and cross line detection, as well as changed smart data, on the live view, behavior search and alarm configuration windows.
	Defocus Detection	Determines whether the camera is defocused, and if so triggers alarm.
	Scene Change	Determines whether the scene is changed, and if so triggers alarm.

Item	Feature	Description
	Auto Tracking	Supports auto tracking of moving objects with IP cameras supporting this function.
	People Counting of Multiple Cameras	Displays people counting data of multiple cameras together.
	People Counting OSD	Displays people counting data by OSD in real time.
	Sort Camera	Supports changing sequence of selected cameras in camera list.
	Watermark	Supports custom encryption of video data with compatible IP cameras and EZPlayer, to avoid video info deletion and modification.
	Certain fisheye camera models	Supports dewarping of certain fisheye camera models on NVR Web client for live view and normal playback images.
Improved features	Optimized H.265 compatibility	Supports third-party H.265 IP camera connecting to Uniview NVR through ONVIF.
	Log Export Format	The default format of exported logs is changed from TXT to CSV.
	Auto-Delete File(s)	Adds auto-delete file(s) configuration on Web client.
	Admin Management	Supports admin to force guest offline.
	Diagnostic Information	Adds basic information of IP camera to exported diagnostic information.
	Network Setting	Supports auto-completion of subnet mask when setting network address.
	Quick Match for Camera List	Supports input selection and fuzzy matching for camera list.
	Dongle	Fits for more models of 3G/4G dongle.
	Professional Surveillance Keyboard	1. Supports selecting camera and date for playback. 2. Supports patrol and route.
	Optimized maintenance	The size of Ping packet and captured packet is configurable.
	Optimized camera configuration	Supports coping IP camera configurations of OSD, motion detection, video loss and tampering detection.
	Optimized PTZ preset	Allows the user to delete preset and only added preset will be displayed in the list.
Optimized password recovery	Supports scanning QR code on mobile client to recover password.	
Deleted features	None	None

4.2 Operation Change Description

None

5 Related Documents and Delivery Method

Table 17 Related Document List

Manual Name	Manual Version	Delivery
Network Video Recorders Quick Guide	V1.00	Deliver with device.

6 Version Upgrade Guidance

6.1 Precautions

- This software system includes a software program mirror (Program.bin). Before you start upgrade, please back up configuration data through the system or Web interface in case the upgrade fails.
- Maintain proper network connection and power supply during the upgrade.

6.2 Upgrade Procedure

The version can be upgraded through the system interface and the Web interface, both support cloud upgrade.

6.3 Upgrade Through the System Interface

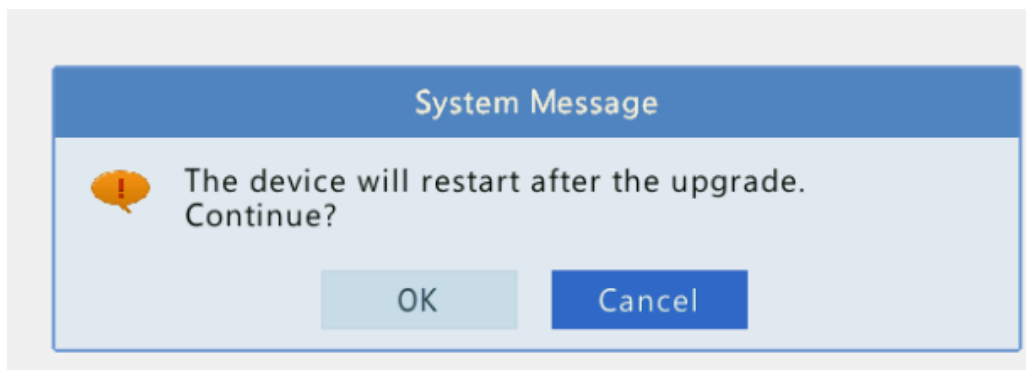
The system interface provides two options for upgrading the system software: local upgrade using a USB drive and cloud upgrade.

1. Local upgrade

Before you start, copy the correct upgrade file to the root directory of the USB drive.

- (1) Plug the USB drive into the USB interface on the NVR.
- (2) Log in to the system interface as “admin”.
- (3) Click **Maintain > Upgrade**.
- (4) Click **Upgrade**, select the upgrade file from the drop-down list, and then click **Upgrade**. A prompt message appears.
- (5) Click **OK**.

Figure 1 Prompt Message



- (6) The NVR will restart automatically when the upgrade is completed.

2. Cloud upgrade

Before you start, check that the NVR is correctly connected to the public network.

- (1) Click **Maintain > Upgrade**, and then click **Check** to check for the latest version.

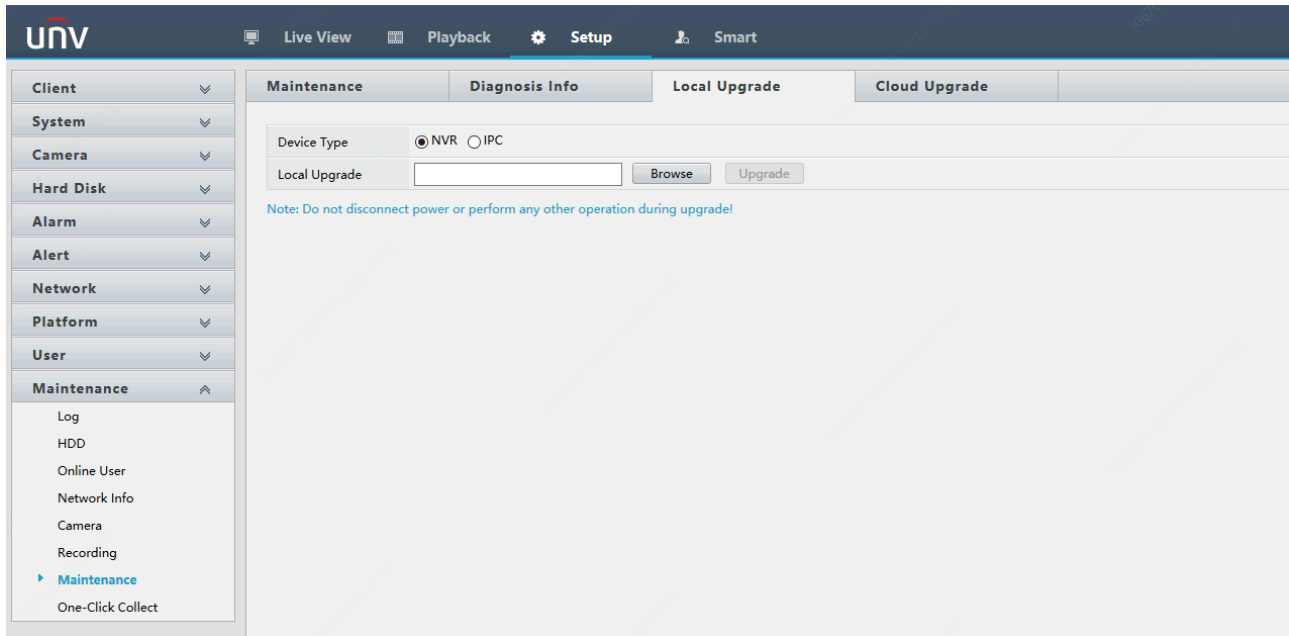
- (2) Click **Upgrade** after a newer version is detected.

6.4 Upgrade Through the Web Interface

Perform the following steps to upgrade through the Web interface:

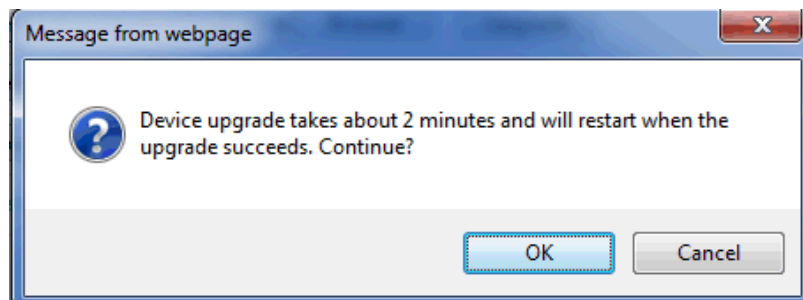
- (1) Log in to the Web interface as “admin”.
- (2) Click **Maintenance > Maintenance > Upgrade**.

Figure 2 System Maintenance



- (3) Click **Browse** right to the **Upgrade** field, select the **Program.bin** file to upgrade, and then click **Upgrade**.
- (4) If the NVR is connected to the public network, you may also click **Check** to perform a cloud upgrade. If a newer version is detected, a prompt message will appear. Click **OK** to start upgrade.

Figure 3 Prompt Message



- (5) The NVR will restart automatically when the upgrade is completed.

Version Upgrade Disclaimer

1. By setting or installing this program in any way you agree to all of the following terms and conditions. Your downloading or using the program means you acknowledge your full understanding and acceptance of the following terms and conditions. If you do not agree to any of the following terms, you shall not use the program and you must cease installing and delete the program immediately.
2. The upgrade program is only applicable to the intended regions and product models. Before upgrade or update, please read the release notes carefully to make sure the program is applicable to your region and product model. You will be fully liable and responsible for all the consequences of device abnormality and related maintenance costs caused by your improper operations.
3. Uniview owns or is legally authorized to own all rights and IPRs (Intellectual Property Rights) of the program and the supplied release notes.
4. Software upgrades are for the optimization of product functions and do not mean there is defect.
5. You must strictly follow instructions in the release notes during the upgrade process, otherwise you are responsible for the possible consequences and related maintenance costs.
6. You shall not engage in any of the following activities, otherwise you would be liable for infringement and responsible for any adverse consequences arising therefrom.
 - 6.1 Copy the program (exclude the reasonable and necessary copies for internal backups);
 - 6.2 Exclude this statement when using the program or transfer the program to any third party;
 - 6.3 Modify the program or its derivatives;
 - 6.4 Reverse engineer, decompile or disassemble this program.
7. The program is only intended for authorized users. Its architecture, organization and source code are valuable trade secrets and confidential information owned by Uniview and its authorized parties. You agree not to provide or disclose any confidential information contained in or derived from the software to any third party. No part of this document may be excerpted, reproduced, or distributed in any form by any entity or individual without written consent from our company.