

B3223P40 Release Notes

Zhejiang Uniview Technologies Co., Ltd.

B3223P40 Release Notes

Keywords: Version information, usage notes, precautions.

Abstract: This document provides information about the **B3223P40** board software, including version information, usage notes, precautions, and features.

Acronym

Acronym	Full Name
NVR	Network Video Recorder

Contents

- 1 Version Information..... 3**
 - 1.1 Version Number3
 - 1.2 Applied Product Models3
 - 1.3 Release History3
- 2 Usage Notes 3**
- 3 Software Features 4**
- 4 Version Change Description 4**
 - 4.1 Feature Change Description4
 - 4.2 Operation Change Description5
 - 4.3 Solved Issues6
- 5 Related Documents and Delivery Method..... 6**
- 6 Version Upgrade Guidance 6**
 - 6.1 Precautions6
 - 6.2 Upgrade Procedure6
 - 6.3 Upgrade Through the System Interface6
 - 6.4 Upgrade Through the Web Interface7

1 Version Information

1.1 Version Number

B3223P40

1.2 Applied Product Models

Table 1 Applied Product Models

Product Models	Description
NVR301-04S	1 slot, 4-ch, H.264/H.265 and 4K ultra HD.
NVR301-08S	1 slot, 8-ch, H.264/H.265 and 4K ultra HD.
NVR302-08S	2 slot, 8-ch, H.264/H.265 and 4K ultra HD.

1.3 Release History

Table 2 Released Versions

Version No.	Basic Version No.	Released On
B3223P40	B3223P30	2018-08-07
B3223P30	B3223P23	2018-05-31
B3223P23	B3223P20	2018-04-21
B3223P20	B3222P31	2018-03-14
B3222P31	B3222P25	2017-11-29
B3222P25	B3220P45	2017-10-24
B3220P45	B3220P43	2017-10-25
B3220P43	B3220P42	2017-06-01
B3220P42	B3220P41	2017-05-09
B3220P41	B3203P05	2017-04-12
B3203P05	B3202P10	2017-01-17
B3202P10	Initial release	2016-11-15

2 Usage Notes

None.

3 Software Features

Table 3 Software Features

Service	Feature
Audio and video decoding	H.264 and H.265, 4K resolution display, up to 16Mbps bit rate.
Data storage	Local storage of recordings in hard disk(s).
Web-based management	Web-based user interface for device configuration and management.

4 Version Change Description

4.1 Feature Change Description

Table 4 B3223P20 Feature Changes

Item	Feature	Description
New features	Add IPC across Internet	Add IPCs to the NVR across the Internet.
	SNMP	System time obtainable.
Improved features	Improved diagnostic info collection	Support the backup of IPC logs on NVR.
	Alert configuration	Added two alert types: array degrade and array damaged.
	Alarm window	Displays alarm status with two tabs and added multiple alarm types.
	Web recording download	Include recording start and end times in filenames for easier differentiation.
	Maintenance info collection	Added network bandwidth statistics on the Web.
Deleted features	None	None

Table 5 B3222P25 Feature Changes

项目	特性	特性描述
New features	Defocus Detection	Determines whether the camera is defocused, and if so triggers alarm.
	Scene Change	Determines whether the scene is changed, and if so triggers alarm.
	Auto Tracking	Supports auto tracking of moving objects with IP cameras supporting this function.
	People Counting of Multiple Cameras	Displays people counting data of multiple cameras together.
	People Counting OSD	Displays people counting data by OSD in real time.
	Sort Camera	Supports changing sequence of selected cameras in camera list.
	Watermark	Supports custom encryption of video data with compatible IP cameras and EZPlayer, to avoid video info deletion and modification.
Improved features	Optimized compatibility H.265	Supports third-party H.265 IP camera connecting to Uniview NVR through ONVIF.
	Log Export Format	The default format of exported logs is changed from TXT to CSV.

项目	特性	特性描述
	Auto-Delete File(s)	Adds auto-delete file(s) configuration on Web client.
	Admin Management	Supports admin to force guest offline.
	Diagnostic Information	Adds basic information of IP camera to exported diagnostic information.
	Network Setting	Supports auto-completion of subnet mask when setting network address.
	Quick Match for Camera List	Supports input selection and fuzzy matching for camera list.
	Dongle	Fits for more models of 3G/4G dongle.
	Professional Surveillance Keyboard	1. Supports selecting camera and date for playback. 2. Supports patrol and route.
	TLS/SSL	Achieves complete SSL/TLS encryption.
	Maintenance info storage	Save space by saving maintenance logs to hard disks.
	IPC upgrade by cloud	Adds a Check button (to check for update) and displays latest version info.
	3G/4G	Adds custom mode for access points.
	Playback	Allows user to choose third stream for playback.
	Alarm triggered preview	Supports multi-window display for alarm-triggered preview.
	Parameter configuration	Increases image quality levels from 6 to 9.
	Password policy	Added an enable/disable setting and changed some policy.
Deleted features	None	None

Table 6 B3220P41 Feature Changes

Item	Feature	Description
New features	Ucode	Uniview's private encoding rules which greatly improve the compression rate compared with average encoding modes.
Improved features	Optimized maintenance	The size of Ping packet and captured packet is configurable.
	Optimized camera configuration	Supports coping IP camera configurations of OSD, motion detection, video loss and tampering detection.
	Optimized PTZ preset	Allows the user to delete preset and only added preset will be displayed in the list.
	Optimized password recovery	Supports scanning QR code on mobile client to recover password.
Deleted features	None	None

4.2 Operation Change Description

None

4.3 Solved Issues

None

5 Related Documents and Delivery Method

Table 7 Related Document List

Manual Name	Manual Version	Delivery
Network Video Recorders Quick Guide	V1.00	Deliver with device.

6 Version Upgrade Guidance

6.1 Precautions

- This software system includes a software program mirror (Program.bin). Before you start upgrade, please back up configuration data through the system or Web interface in case the upgrade fails.
- Maintain proper network connection and power supply during the upgrade.

6.2 Upgrade Procedure

The version can be upgraded through the system interface and the Web interface, both support cloud upgrade.

6.3 Upgrade Through the System Interface

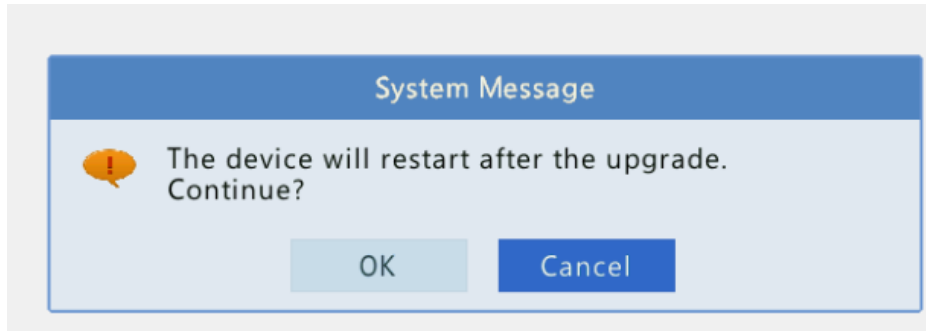
The system interface provides two options for upgrading the system software: local upgrade using a USB drive and cloud upgrade.

1. Local upgrade

Before you start, copy the correct upgrade file to the root directory of the USB drive.

- (1) Plug the USB drive into the USB interface on the NVR.
- (2) Log in to the system interface as "admin".
- (3) Click **Maintain > Upgrade**.
- (4) Click **Upgrade**, select the upgrade file from the drop-down list, and then click **Upgrade**. A prompt message appears.
- (5) Click **OK**.

Figure 1 Prompt Message



(6) The NVR will restart automatically when the upgrade is completed.

2. Cloud upgrade

Before you start, check that the NVR is correctly connected to the public network.

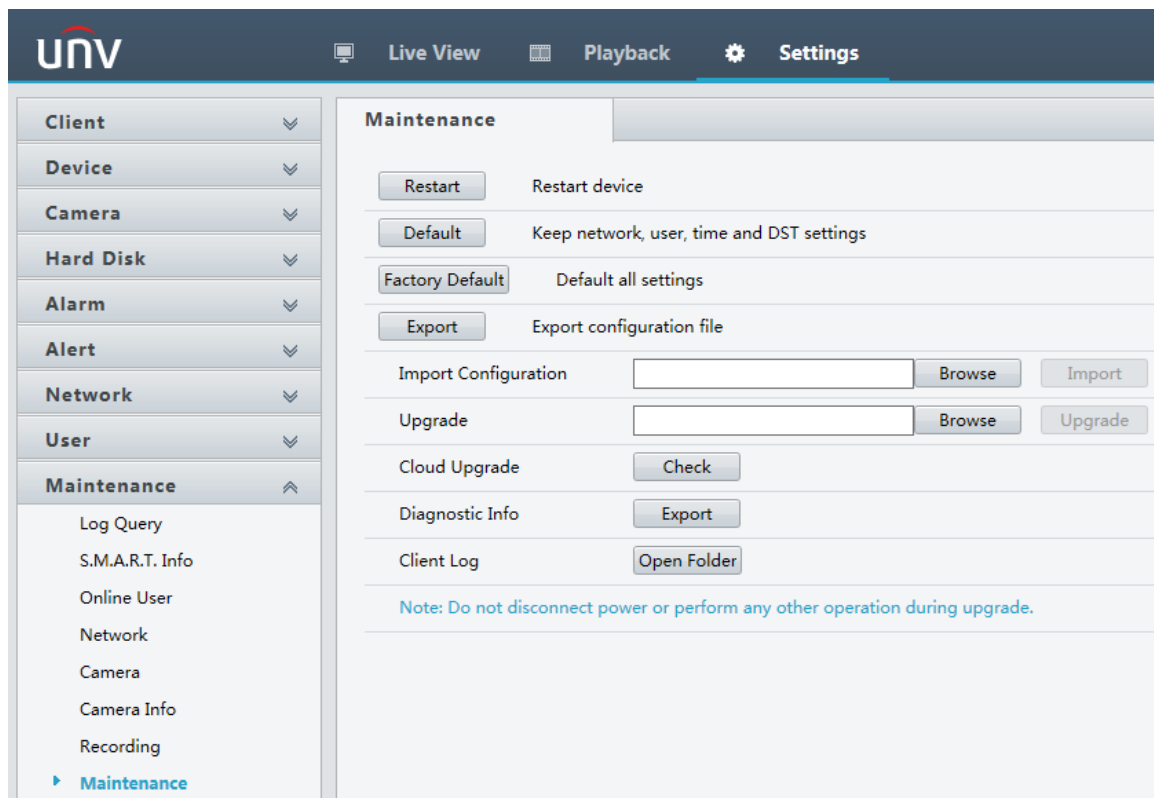
- (1) Click **Maintain > Upgrade**, and then click **Check** to check for the latest version.
- (2) Click **Upgrade** after a newer version is detected.

6.4 Upgrade Through the Web Interface

Perform the following steps to upgrade through the Web interface:

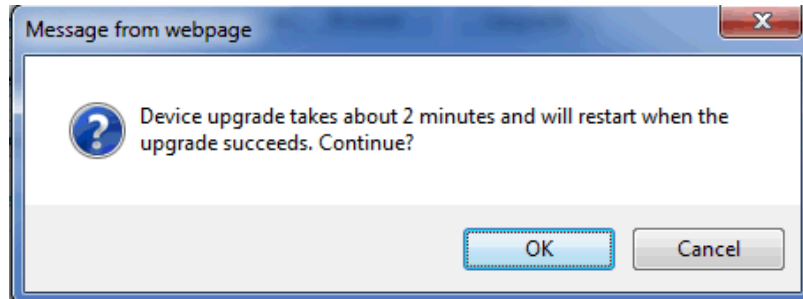
- (1) Log in to the Web interface as "admin".
- (2) Click **Settings > Maintenance > Maintenance**.

Figure 1 System Maintenance



- (3) Click **Browse** right to the **Upgrade** field, select the **Program.bin** file to upgrade, and then click **Upgrade**.
- (4) If the NVR is connected to the public network, you may also click **Check** to perform a cloud upgrade. If a newer version is detected, a prompt message will appear. Click **OK** to start upgrade.

Figure 2 Prompt Message



- (5) The NVR will restart automatically when the upgrade is completed.

© 2018 Zhejiang Uniview Technologies Co., Ltd. All Rights Reserved.

No part of this manual may be reproduced or transmitted in any form or by any means without prior written consent of Zhejiang Uniview Technologies Co., Ltd.

The information in this manual is subject to change without notice.