

NVR-B5101.28.15.191223 Release Notes

Zhejiang Uniview Technologies Co., Ltd.

NVR-B5101.28.15.191223 Release Notes

Keywords: Version information, usage notes, precautions.

Abstract: This document provides information about the **NVR-B5101.28.15.191223** board software, including version information, usage notes, precautions, and features.

Acronym

Acronym	Full Name
NVR	Network Video Recorder

Contents

- 1 Version Information..... 3
 - 1.1 Version Number3
 - 1.2 Applied Product Models3
 - 1.3 Release History3
- 2 Usage Notes 4
- 3 Software Features 4
- 4 Version Change Description 4
 - 4.1 Feature Change Description4
 - 4.2 Operation Change Description 10
- 5 Related Documents and Delivery Method..... 10
- 6 Version Upgrade Guidance 10
 - 6.1 Precautions..... 10
 - 6.2 Upgrade Procedure 10
 - 6.3 Upgrade Through the System Interface 11
 - 6.4 Upgrade Through the Web Interface..... 11

1 Version Information

1.1 Version Number

NVR-B5101.28.15.191223

1.2 Applied Product Models

Table 1 Applied Product Models

Product Models	Description
NVR516-64	16 slots, 64-ch, H.264/H.265 decompression, 4K ultra HD, RAID
NVR516-128	16 slots, 128-ch, H.264/H.265 decompression, 4K ultra HD, RAID

1.3 Release History

Table 2 Released Versions

Version No.	Basic Version No.	Released On
NVR-B5101.28.15.191223	NVR-B5101.27.50.191108	2019-12-23
NVR-B5101.27.50.191108	NVR-B5101.27.45.191015	2019-11-08
NVR-B5101.27.45.191015	NVR-B5101.27.40.190905	2019-10-15
NVR-B5101.27.40.190905	NVR-B5101.27.36.190817	2019-09-05
NVR-B5101.27.36.190817	NVR-B5101.27.35.190801	2019-08-17
NVR-B5101.27.35.190801	NVR-B5101.27.30.190712	2019-08-01
NVR-B5101.27.30.190712	NVR-B5101.27.25.190621	2019-07-12
NVR-B5101.27.25.190621	B5126P35	2019-06-21
B5126P35	B5126P30	2019-04-29
B5126P30	B5126P25	2019-04-02
B5126P25	B5126P23	2019-02-25
B5126P23	B5126P22	2018-12-26
B5126P22	B5126P11	2018-12-07
B5126P11	B5125P30	2018-10-22
B5125P30	B5125P27	2018-09-03
B5125P27	B5125P26	2018-07-26
B5125P26	B5125P22	2018-07-21
B5125P22	B5125P21	2018-07-26
B5125P21	B5125P10	2018-07-07
B5125P10	B5123P24	2018-05-22

B5123P30	B5123P24	2018-05-30
B5123P24	B5123P20	2018-04-24
B5123P20	B5122P31	2018-03-14
B5122P31	B5122P25	2017-11-28
B5122P25	B5122P10	2017-10-24
B5122P10	B5121P20	2017-08-21
B5121P40	B5121P20	2017-10-25
B5121P20	B5121P15	2017-06-14
B5121P15	B5119P76	2017-05-24
B5119P76	B5119P75	2017-05-03
B5119P75	B5119P65	2017-04-11
B5119P65	B5119P60	2017-02-20
B5119P60	B5117P45	2017-01-16
B5117P45	B5117P35	2016-11-18
B5117P35	B5117P29	2016-08-04
B5117P29	B5117P22	2016-07-19
B5117P22	Initial release	2016-05-05

2 Usage Notes

None.

3 Software Features

Table 3 Software Features

Service	Feature
Audio and video decoding	H.264/H.265 video compression, with a maximum of 1080P resolution and 8Mbps bit rate.
Data storage	Local storage of recordings in hard disk(s).
Web-based management	Web-based user interface for device configuration and management.

4 Version Change Description

4.1 Feature Change Description

Table 4 NVR-B5101.28.15.191223 Feature Changes

Item	Feature	Description
Newly added features	Separate camera name and it's OSD	Support syncing camera name (up to 40 characters) to its OSD name. The sync function is enabled by default.
	Improved error	More detailed messages such as incorrect password and network error

Item	Feature	Description
	message in preview page	are displayed in preview page, so that user experience improved.
	Support disabling third stream audio	Support disabling third stream audio and copying audio settings to multiple channels.
	Connect video doorbell	Support video doorbell, which, when connected to the app via an NVR, doorbell calling alarm can be received both on the NVR and the app.
Improved features	Improved playback	Support setting skip interval for forwarding and rewinding playback.
	Improved storage settings	Support encoding settings of third stream, and more Storage Mode options, so that solve the problem that camera with no third stream cannot play back in SD mode.
	Save password	Support saving password.
Deleted features	None	None.

Table 5 NVR-B5101.27.25.190621 Feature Changes

Item	Feature	Description
Newly added features	H.265	Auto switch to H.265 when first connected is enabled by default.
	UNP client software upgrade	Upgrade UNP client software to SoftEther VPN.
	Live view without plug-in	Live view is available without plug-in on the Web interface.
	LPR	Add license plate recognition display page.
	New local interface	New local GUI; New interaction design in wizard, channel configuration, playback and VCA.
Improved features	Retrieve password	Retrieve password by email and mobile client.
	Preset patrol	Up to 32 presets are allowed for one preset patrol.
	Playback in main stream	Playback in standard definition automatically switches to main stream for a maximized window.
	Separate permissions	Separate channel live view and audio permissions.
	Alarm configuration	Add human body detection.
	Improve switching performance when maximizing/restoring window	For connected Topsee cameras, live video starts quickly when maximizing or restoring window.
	Face recognition	Support adding face snapshots to face library.
Deleted features	None	None.

Table 6 B5126P23 Feature Changes

Item	Feature	Description
Newly added features	None	None
Improved features	None	None

Item	Feature	Description
Deleted features	3G/4G	Support 3G/4G SIM card.

Table 7 B5126P11 Feature Changes

Item	Feature	Description
Newly added features	Heat map	Support heatmap statistics and export.
	GA/T1400	Upload face & plate snapshots to VMS.
	Add device without account	Scan to add NVR on app without cloud account.
	Onvif	Support Profile S.
	Pattern unlock	Support drawing pattern to unlock.
	Alarm push notification	Push alarm notification traversing NAT.
	Web maintenance	Add net detection & network flow.
	Auto add IPC	Automatic search and add IPC for 1-SATA NVR with zero configuration.
	GDPR	Add GDPR privacy statement.
Improved features	Improved PTZ presets	Configurable PTZ preset name.
	Improved live view startup speed	IPC live view starts up quickly.
Deleted features	None	None.

Table 8 B5125P10 Feature Changes

Item	Feature	Description
New features	Video&Image DB (Phase 1)	Vehicle license plate recognition and search.
	Alarm report	Alarm report in non-subscribe mode, with configuration added on local interface.
	Multicast	Add uplink RTSP multicast function
Improved features	U-Code	U-Code configuration for sub and third streams.
	VCA alarm	Added object left behind and removal alarms
	APP collaboration	Improves image display speed on APP.
	Playback	Supports 32x playback on VMS-B200
	CDN (RTMP)	Added channel-based CDN configuration
	Prompt to change password	Added a message prompting user to change temporary password
	Device connection	Supports adding channels in batch via RTSP
Deleted features	None	None

Table 9 B5123P20 Feature Changes

Item	Feature	Description
New features	Add IPC across Internet	Add IPCs to the NVR across the Internet.
	SNMP	System time obtainable.
	Decoding card	Use decoding card for image stitching on multiple screens.
Improved features	Improved diagnostic info collection	Support the backup of IPC logs on NVR.
	Alert configuration	Added two alert types: array degrade and array damaged.
	Alarm window	Displays alarm status with two tabs and added multiple alarm types.
	Web recording download	Include recording start and end times in filenames for easier differentiation.
	Maintenance info collection	Added network bandwidth statistics on the Web.
	Decoding card	Play third-party H.265 video.
Deleted features	None	None

Table 10 B5122P10 Feature Changes

Item	Feature	Description
New features	USB connected burner	Connect to an external USB burner to burn recordings to a disc. Supported by some models only.
	Fisheye (phase III)	Add dewarping function for 5 Series and marking function for 3 Series.
	Connection to new 4K fisheye camera models	Connectable with certain new models of 4K fisheye cameras and supports back-end dewarping.
Improved features	TLS/SSL	Achieves complete SSL/TLS encryption.
	Maintenance info storage	Save space by saving maintenance logs to hard disks.
	IPC upgrade by cloud	Adds a Check button (to check for update) and displays latest version info.
	3G/4G	Adds custom mode for access points.
	Playback	Allows user to choose third stream for playback.
	Alarm triggered preview	Supports multi-window display for alarm-triggered preview.
	N+1 function	Supports IPC connected by RTSP.
	Parameter configuration	Increases image quality levels from 6 to 9.
Password policy	Added an enable/disable setting and changed some policy.	
Deleted features	None	None

Table 11 B5121P15 Feature Changes

Item	Feature	Description
New features	Zoom In	Supports zooming in on certain area of certain camera.
	Thumbnail View	The corresponding thumbnail view appears by clicking the progress bar.

Item	Feature	Description
	Snapshot Playback	Supports playback of snapshots stored on device.
	Snapshot Preview	Supports preview of selected snapshots.
	Smart Search	Supports preview and playing of VCA recordings.
	High Temperature Alarm	Triggers alarm if the temperature of CPU or motherboard is too high.
	Defocus Detection	Determines whether the camera is defocused, and if so triggers alarm.
	Scene Change	Determines whether the scene is changed, and if so triggers alarm.
	Auto Tracking	Supports auto tracking of moving objects with IP cameras supporting this function.
	People Counting of Multiple Cameras	Displays people counting data of multiple cameras together.
	People Counting OSD	Displays people counting data by OSD in real time.
	Sort Camera	Supports changing sequence of selected cameras in camera list.
	Watermark	Supports custom encryption of video data with compatible IP cameras and EZPlayer, to avoid video info deletion and modification.
Improved features	Optimized H.265 compatibility	Supports third-party H.265 IP camera connecting to Uniview NVR through ONVIF.
	Log Export Format	The default format of exported logs is changed from TXT to CSV.
	Auto-Delete File(s)	Adds auto-delete file(s) configuration on Web client.
	Admin Management	Supports admin to force guest offline.
	Diagnostic Information	Adds basic information of IP camera to exported diagnostic information.
	Network Setting	Supports auto-completion of subnet mask when setting network address.
	Quick Match for Camera List	Supports input selection and fuzzy matching for camera list.
	Professional Surveillance Keyboard	1. Supports selecting camera and date for playback. 2. Supports patrol and route.
	eSATA	Supports backup and storage on NVR308-16E, NVR308-32E, NVR308-64E, NVR308-32R, NVR308-64R, NVR516-64 and NVR516-128.
Deleted features	None	None

Table 12 B5119P60 Feature Changes

Item	Feature	Description
New features	U-Code	U-Code is a patented technology of Uniview that accomplishes higher compression efficiency than H.264/H.265.
	NAS	Supports NAS storage device.
	Auto guard	Enables the PTZ camera to operate automatically as configured if no operation is performed during a certain time period. This function can avoid situations where the camera is left to monitor an incorrect scene by user's negligence.
	Multicast	Makes live view possible even when the number of connecting Web clients exceeds the limit the NVR can accommodate.

Item	Feature	Description
	USB Device window	Automatically displays the window when a USB storage device is plugged in during device startup or in preview status. The window can also be opened by clicking the USB icon on the screen toolbar.
	VCA	Work with smart IPC to achieve VCA functions (smart detection and smart search), enhanced playback by event.
	RTSP-based connection to IPC	Adds IPC by RTSP for live view and playback (IPC configuration not supported).
	RTSP URL format on screen	Displays RTSP URL format and a description, and users can view live video from a channel of the NVR by visiting the corresponding URL using an RTSP-enabled device.
	IPv6	Supports IPv6 and offers three options to set an IPv6 address: Manual, DHCP, Router Advertisement.
	Integrated port	Integrates multiple ports (HTTP port, ONVIF port, Media port, and SDK port) into one HTTP port.
Improved features	Uniview logo	Displays Uniview logo in idle preview windows. This feature is only available to Uniview version.
	Auto switch to	Automatically switches to H.265 and U-Code when connected by Uniview IPC and sends default bitrate settings to IPC.
	Copy video compression and U-Code settings	Allows user to copy video compression and U-Code settings and quickly apply them to other IPCs.
	Draw schedules	Allows users to make recording and snapshot schedules by drawing.
	Instant playback	Instant playback time is now configurable.
	Mouse operation	Allows user to adjust the moving speed of mouse pointer.
	IPC upgrade	Upgrade a batch of IPCs by cloud or USB storage device.
	Preview	Live view window's yellow borders disappear automatically in 20 seconds if no operation is performed.
	Snapshot	The window borders flash white when taking a snapshot during live view or playback.
	Resolution	Restore default resolution by pressing and holding the scroll wheel for at least 3 seconds.
	DHCP	DHCP is enabled by default for international versions.
	Playback by tag	Allows playback by tag on Web client.
	Quick view of serial number	View the device's serial number by double-clicking the lower left corner of the login dialog box as admin.
	Improved encoding configuration	Automatically refreshes encoding configurations; automatically changes bit rate as the user changes resolution and frame rate.
	One-click cancellation of binding to EZCloud	Allows the user to cancel binding to EZCloud account by clicking the Delete button without visiting the EZCloud website.
	Enhanced ease of use	Displays device operation time, camera offline cause, a system message when the USB storage device is unplugged, and added the Camera Name column under Advanced.
Enhanced corridor mode	Added 4/9/10/12/16 corridor modes on the system interface.	
Added OSD configurations	Added font color and size options for OSD configuration.	

Item	Feature	Description
	Optimized playback	Supports reverse playback; max. 256x playback speed on the system interface, and 16x playback speed on the web interface; with apparently improved fluency at low playback speed.
	Optimized alarm-triggered preview	Changes alarm-triggered preview from "sequence display three times" to "display from alarm is reported till alarm is cleared."
Deleted features	None	None

Table 13 B5117P45 Feature Changes

Item	Feature	Description
New feature	Decoding card	The NVR supports decoding card.
Improved feature	None	None
Deleted feature	None	None

4.2 Operation Change Description

None.

5 Related Documents and Delivery Method

Table 14 Related Document List

Manual Name	Manual Version	Delivery
Network Video Recorders Quick Guide	V1.00	Deliver with device.

6 Version Upgrade Guidance

6.1 Precautions

- This software system includes a software program mirror (Program.bin). Before you start upgrade, please back up configuration data through the system or Web interface in case the upgrade fails.
- Maintain proper network connection and power supply during the upgrade.

6.2 Upgrade Procedure

The version can be upgraded through the system interface and the Web interface, both support cloud upgrade.

6.3 Upgrade Through the System Interface

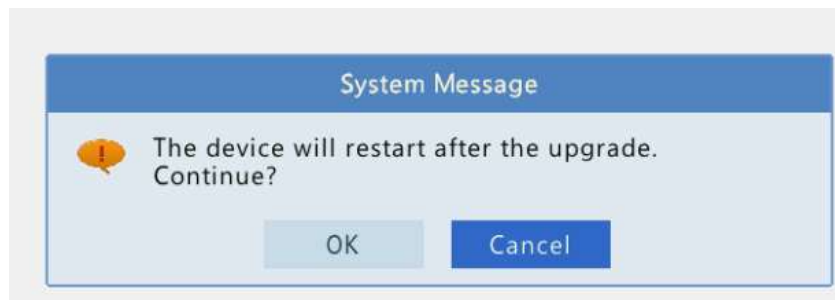
The system interface provides two options for upgrading the system software: local upgrade using a USB drive and cloud upgrade.

1. Local upgrade

Before you start, copy the correct upgrade file to the root directory of the USB drive.

- (1) Plug the USB drive into the USB interface on the NVR.
- (2) Log in to the system interface as “admin”.
- (3) Click **Maintain > Upgrade**.
- (4) Click **Upgrade**, select the upgrade file from the drop-down list, and then click **Upgrade**. A prompt message appears.
- (5) Click **OK**.

Figure 1 Prompt Message



- (6) The NVR will restart automatically when the upgrade is completed.

2. Cloud upgrade

Before you start, check that the NVR is correctly connected to the public network.

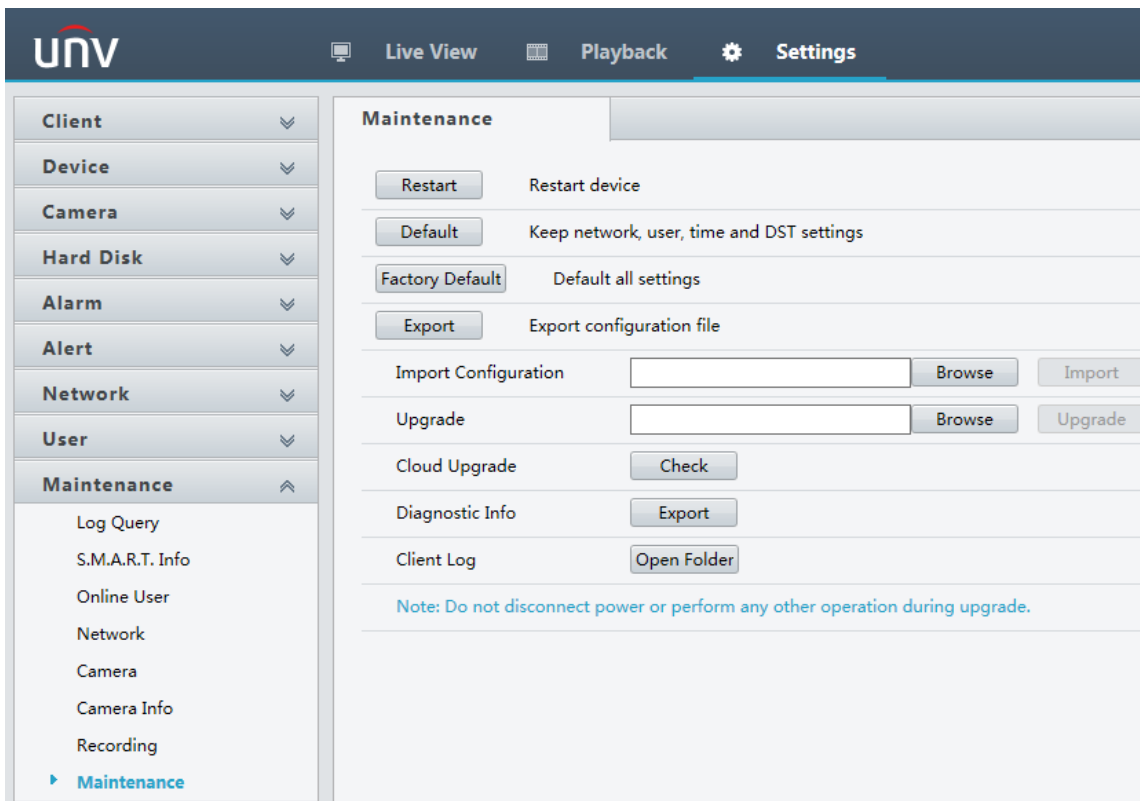
- (1) Click **Maintain > Upgrade**, and then click **Check** to check for the latest version.
- (2) Click **Upgrade** after a newer version is detected.

6.4 Upgrade Through the Web Interface

Perform the following steps to upgrade through the Web interface:

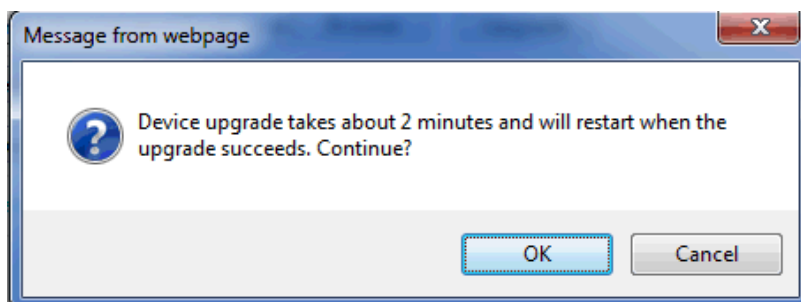
- (1) Log in to the Web interface as “admin”.
- (2) Click **Settings > Maintenance > Maintenance**.

Figure 2 System Maintenance



- (3) Click **Browse** right to the **Upgrade** field, select the **Program.bin** file to upgrade, and then click **Upgrade**.
- (4) If the NVR is connected to the public network, you may also click **Check** to perform a cloud upgrade. If a newer version is detected, a prompt message will appear. Click **OK** to start upgrade.

Figure 3 Prompt Message



- (5) The NVR will restart automatically when the upgrade is completed.